


# Weird V.2 Manual

Hello and thank you for supporting Magpie Pedals by getting one of my creations!  
Feel free to use it with guitar/bass/synths/drums/voice or anything in between (results may vary).  
It works on 9VDC (2.1mm)  - center negative.

Input is on the right side (black ring) and output is on the left (white ring).

## 1. Triple Bypass:

This pedal uses a unique bypass switching system that I call "**Triple Bypass**", where you have three different "modes" for turning the pedal on and off:

**Short Press:** Works like any regular pedal. Press to turn it on and then press to turn it off.

**Momentary/Hold:** If you press and hold for about 1-2 seconds the pedal will enter a hold mode. Here it will simply stay in the state it entered when pressing down the button, for however long you decide to hold down the button, and then return when you release the button.

So if you press down when the pedal is turned OFF it will stay ON for as long as you hold the button pressed down, and vice versa.

**Tap Tempo Bypass:** If you quickly double tap the bypass button (either when on or off) the pedal will enter the "Tap Tempo Bypass" mode. Here the pedal automatically turns itself on/off in whichever tempo you tap. So to change tempo you simply tap a new tempo.

It continuously counts time since your last tap. So if you have been in a tempo for some time and just tap a single tap, it will count the time between this tap and the last tap in previous tempo as your new tempo. With a max length of around 1min.

To exit "tap tempo bypass" you simply press and hold the button for about 1-2 seconds. Note that when exiting this mode the pedal will be ON (regardless if you exit in a OFF or ON state).


## 2. Controls:


Weird is a PT2399 delay with the time parameter being controlled by your input audio signal.

The new and improved V.2 has a **3.5mm (mono) jack** mounted on the top that will break the original audio signal from affecting the delay. This is to make it so you can use another audio source to manipulate the delay of the original audio for maximum experimentation.

**X**: **Mix** knob. From 100% dry, to introducing delay, to slight overdriving of the delay lines

**F**: **Repeats/Feedback** knob. Fully clockwise to self-oscillate (more in shorter delay times).

**T**: **Delay Time** knob. Counter clockwise for shorter delay times and clockwise for longer delay times. It works together with the  control to set the range of input effect. So based on your input volume it can push the PT2399 chip too far, which will simply cut the signal. In that case just dial it back to find where you want it.

 : **Input Sensitivity** knob. It goes from crazy to way crazier. Simply work with your instruments output level and see what happens. It makes the delay longer when registering audio and shorter when silent. Meaning that the delays will wobble and change pitch based on dynamics. Very weird.