


Patterns V.2 Manual

Hello and thank you for supporting Magpie Pedals by getting one of my creations!
Feel free to use it with guitar/bass/synths/drums/voice or anything in between (results may vary).
It works on 9VDC (2.1mm) +  - center negative.

Input is on the right side (black ring) and output is on the left (white ring).

1. Triple Bypass (Right Footswitch):

This pedal uses a soft bypass switching system with two modes of operation.

Short Press: Works like any regular pedal. Press to turn it on and then press to turn it off.



Momentary/Hold: If you press and hold for about 1-2 seconds the pedal will enter a hold mode. Here it will simply stay in the state it entered when pressing down the button, for however long you decide to hold down the button, and then return when you release the button.

So if you press down when the pedal is turned OFF it will stay ON for as long as you hold the button pressed down, and vice versa.

2. Info & Controls:

Patterns is essentially an automated killswitch/stutter fuzz pedal moving between up to five manually set speeds of stuttering for creative pattern generation. V.2 introduces a sort of depth knob so that you can fade in the killswitch effect, getting it closer to a sequencer controlled tremolo effect.

The sequencer has two different modes of operation:

1: Tap Tempo Mode, where you set the sequencer tempo by either tapping on the left footswitch or adjusting the speed knob ( ). It will automatically switch over to whatever you change last.

2: Manual Mode, where the sequencer is frozen and you move by either pressing the left footswitch or connecting a 5V CV-Clock to the 3,5mm jack on the back. Additionally the "tap tempo bypass" will sync to the sequencer in manual mode so that every time the pedal turns back on, it has moved a step in the sequencer.


To change between modes you simply press and hold the left footswitch for about 1-2 seconds.



3. Controls:

X : **Fuzz Mix** knob. From dry to fuzz.

F : **Fuzz** knob. Blend two different fuzzes. Counter clockwise for a dull one, and clockwise for gnarly.

V : **Volume** knob. Used to both attenuate the signal when using fuzz and as a clean boost (or fuzz-boost).

 : **Steps** knob. This knob is where you pick how many steps the sequencer will utilize. From 1-5.

  : **Speed** knob. This knob sets your sequencer speed. From slow as a snail to fast as a rocket.

-+ : **Killswitch Fade** knob. This knob lets you fade in the stutter effect.

Mini Pots: The five mini pots sets the speed of stuttering. Indicated by the left white LED. Ranging from silly slow to audio range fast. Making it possible to create all kinds of wild patterns!